



Product Description

Korogard® C610 & C680 Crash Rail



C610



C680

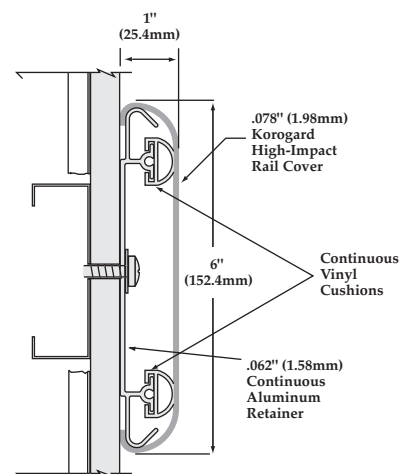
Korogard® C610 and C680 Crash Rails are 6" (152.4mm) rails with full-length vinyl bumpers and continuous aluminum retainers. A 2" (50.8mm) accent strip is added to the profile extrusion to add contrast and design options. The accent strip in the C610 Crash Rail is a solid color, while the C680 Crash Rail has a **Traffic Patterns®** insert manufactured from 21 oz. fabric-backed **Koroseal®**, **Victrex®**, or **Koroseal® Studios** Wallcovering. The C610 Crash Rail is ideal for medium- to high-impact areas, and the C680 Crash Rail is best suited for low-impact areas. End and corner caps are available either as patented foam cushion or as rigid plastic.

C610 ACCESSORY ITEMS

- C601 Standard End Cap (Foam Cushion)
- C603 90° Outside Corner Cap (Foam Cushion)
- C605 Splice Kit
- C621 Rigid End Cap (Plastic)
- C623 90° Rigid Corner Cap (Plastic)
- C624 135° Rigid Corner Cap (Plastic)
- C641 Extended End Cap

Korogard C610 and C680 Crash Rails are backed by a limited five-year warranty. All Crash Rails are Class A fire rated and meet national building code standards. All **Korogard** linear profiles color-coordinate with a multitude of **Koroseal** and **Victrex** Wallcoverings for a systems approach to wall protection.

For more information on **Korogard** Crash Rails or the **Koroseal** Wall Protection System, please call your local **Korogard** distributor or 800-628-0449.



C610/C680

Product Description

Product Guide Specification

SECTION 10 26 00 CRASH RAILS

PART 1 GENERAL

1.01 SECTION INCLUDES

6" (152.4mm) Crash Rails.

1.02 SUBMITTALS

- A. Comply with requirements of Section 01 33 00—Submittals.
- B. Product Data: Submit manufacturer's product data.
- C. Shop Drawings: Submit shop drawings showing components, dimensions, and anchorage details.
- D. Samples: Submit 12" (304.8mm) long sample of each model and color specified, including end caps and corner units for Architect's approval.
- E. Certification: Submit manufacturer's certification indicating compliance with ADA requirements.

1.03 QUALITY ASSURANCE

Comply with NFPA 101[®] for interior finish materials. Smoke developed less than 450 and flame spread of 25 or less in accordance with ASTM E 84.

1.04 DELIVERY, STORAGE, AND HANDLING

- A. Delivery: Deliver materials to site in manufacturer's original, unopened containers and packaging with labels clearly indicating manufacturer and material.
- B. Storage: Store materials indoors in a clean, dry area protected from damage and in accordance with manufacturer's instructions.
- C. Handling: Protect materials during handling and installation to prevent damage.

PART 2 PRODUCTS

2.01 MANUFACTURER

Koroseal Wall Protection Systems,
A Division of RJF International Corporation.

2.02 CRASH RAILS

Koroseal "Korogard" C610/C680 Crash Rail: Crash Rail mounted over continuous aluminum retainer and two continuous vinyl bumper cushions. Insert centered in profile extrusion to provide a contrasting color or pattern along entire Crash Rail length. Exposed surface shall be free of wrinkling, chipping, and discoloration.

1. Dimensions:

- a. Height: 6" (152.4mm).
- b. Width: 1" (25.4mm).
- c. Clearance from Wall: [Model C600, flush with wall] [Model C620, 1/8" (3.18mm)] [Model C630, 1/2" (12.7mm)] [Model C640, 1-1/2" (38.1mm)] [Model C650, 2" (50.8mm)].
2. Profile: High-impact vinyl acrylic extrusion locked in place, nominal 0.078" (1.98mm) thick. Class A fire rating, tested in accordance with ASTM E 84.
3. Accent Strip: 2" (50.8mm) wide strip of [high-impact vinyl acrylic extrusion (C610)] [Traffic Patterns insert (C680)].
4. Extrusion: Pebble grain finish. Contains EPA-registered Micro-Chek antimicrobial agent.
5. Retainer: Nominal 0.062" (1.57mm) thick 6063-T5 aluminum.
6. End Caps: [Foam cushion] [Rigid plastic] Wall return unit of color and texture similar to that of rail.
7. Corners: External corner units of similar material to end cap units. Carry line of Crash Rail continuously around corner, unless otherwise indicated on drawings.
8. Color: Color to be selected by Architect from manufacturer's standard colors.

PART 3 EXECUTION

3.01 EXAMINATION

Inspect wall surfaces to receive Crash Rails. Notify the Architect in writing if wall surfaces are not acceptable. Do not begin installation until unacceptable conditions have been corrected.

3.02 INSTALLATION

- A. Install Crash Rails to walls securely in accordance with manufacturer's written instructions.
- B. Install Crash Rails accurately in location, alignment, and elevation.
- C. Provide horizontal steel stud back-up in drywall stud cavity to accept fasteners.



KOROGARD[®]
WALL PROTECTION SYSTEMS

800-628-0449 • www.korogard.com • Division 10 26 00