


Handrails

Koroseal Wall Protection Systems Korowood™ and Stainless Steel Handrails



HS7S



HW7S



HW7P

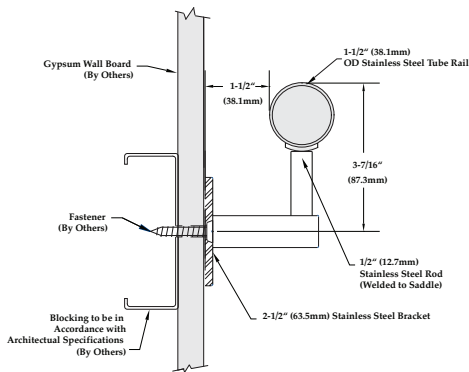
The HS7S stainless steel and the **Korowood™** HW7S and HW7P are 1-1/2" (38.1mm) diameter round-grip rails with stainless steel brackets and end caps. **Korowood** Handrails are constructed of solid wood and are available in a variety of styles. The HS7S features a stainless steel construction with a modern design for added versatility and can be specified with a standard round or optional square mounting bracket. **Korowood** rails are ideal for installations requiring low to medium protection. The stainless steel HS7S is ideal for installations requiring medium to high protection. All designs meet national building code standards.

Korowood is available in Red Oak or Maple Wood, and four finishes:

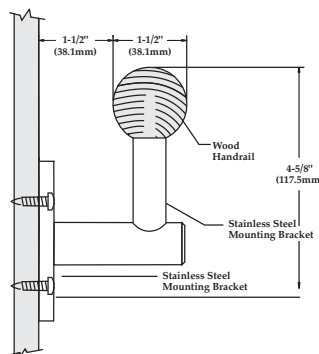
- Unfinished
- Clear Varnish
- Red Oak Stain
- Cherry Stain

NOTE: Cherry, Ash, Poplar, and Eucalyptus are also available and can be stained to specification.

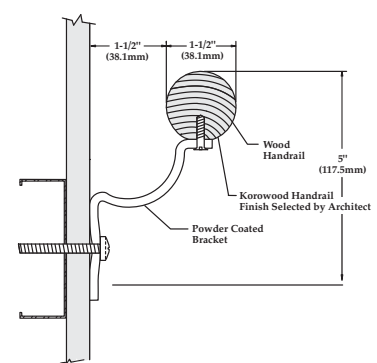
For more information on **Korowood** Solid Wood and Stainless Steel Handrails or the **Koroseal®** Wall Protection System, call your local **Korogard** distributor or 800-628-0449.



HS7S



HW7S



HW7P

Korowood™ and Stainless Steel Handrails

Product Guide Specification

SECTION 10 26 00 HANDRAILS

PART 1 GENERAL

1.01 SECTION INCLUDES

Solid Wood and Stainless Steel Handrails.

1.02 SUBMITTALS

- A. Comply with requirements of Section 01 33 00—Submittals.
- B. Product Data: Submit manufacturer's product data including wood types and finishes and installation instructions.
- C. Shop Drawings: Submit shop drawings showing components, dimensions, and anchorage details.
- D. Samples: Submit 6" (152.4mm) long sample of each model, wood, finish, and bumper specified, including return and end units for Architect's approval.
- E. Certification: Submit manufacturer's certification indicating compliance with applicable building code requirements.

1.03 QUALITY ASSURANCE

Comply with National Building Code requirements.

1.04 DELIVERY, STORAGE, AND HANDLING

- A. Delivery: Deliver materials to site in manufacturer's original, unopened containers and packaging with labels clearly indicating manufacturer and material.
- B. Storage: Store materials indoors in a clean, dry area protected from damage and in accordance with manufacturer's instructions. Store wood products at proper relative humidity to avoid surface checking and end checking.
- C. Handling: Protect materials during handling and installation to prevent damage.

PART 2 PRODUCTS

2.01 MANUFACTURER

Koroseal Wall Protection Systems,
A Division of RJF International Corporation.

2.02 SOLID WOOD / STAINLESS STEEL HANDRAILS

A. Handrails:

1. Koroseal's "Korogard" Model HS7S, Solid Stainless Steel Handrail system supplied factory-fabricated, finished and assembled for installation.
2. "Korowood" Model HW7S, Solid Wood Handrail with rounded full grip and stainless steel mounting brackets, corners, and ends.
3. "Korowood" Model HW7P, Solid Wood Handrail with rounded full grip and stainless steel mounting brackets, corners, and ends.
4. Mounting Brackets: Stainless Steel. (HS7S round bracket is standard with square option available).
5. External Corners: Stainless Steel.
6. Ends: Stainless Steel.
7. Dimensions:
 - a. Width: 1-1/2" (38.1mm).
 - b. Clearance from Wall: 1-1/2" (38.1mm).

B. Wood and Finish:

1. Red oak, natural unfinished.
2. Red oak, natural with clear top coat.
3. Red oak, red oak stain with clear top coat.
4. Red oak, cherry stain with clear top coat.
5. Maple, natural unfinished.
6. Maple, natural with clear top coat.
7. Maple, red oak stain with clear top coat.
8. Maple, cherry stain with clear top coat.
9. Cherry, Ash, Poplar, and Eucalyptus are also available and can be stained to specification.

PART 3 EXECUTION

3.01 EXAMINATION

Inspect wall surfaces to receive Handrails and Chair Rails. Notify the Architect in writing if wall surfaces are not acceptable. Do not begin installation until unacceptable conditions have been corrected.

3.02 INSTALLATION

- A. Install Handrails to walls securely in accordance with manufacturer's written instructions.
- B. Install Handrails accurately in location, alignment, and elevation.
- C. Do not install cut lengths of Handrails with surface checking, end checking, or other damage.
- D. Do not install Handrails with exposed fasteners or wood plugs.
- E. Provide horizontal steel stud back-up in drywall stud cavity to accept fasteners.

3.03 ADJUSTING

Touch up minor damages or blemishes as approved by Architect.

3.04 CLEANING

Clean surfaces in accordance with manufacturer's instructions.



KOROGARD®
WALL PROTECTION SYSTEMS

800-628-0449 • www.korogard.com • Division 10 26 00

Koroseal® and Korowood™ are registered trademarks and trademarks of RJF International Corporation.