



# Product Description

## Korowood™ Protective Wallcoverings



American Natural



Manitoba Maple




Riga Birch



Honey Maple



Pearwood




Auburn Pear




Red Alder



Rustic Cherry



Summer Flame



Shaker Cherry

**Korowood™** Protective Wallcovering is engineered with quality in every detail. Providing durable wall protection with aesthetic appeal, **Korowood** Wallcoverings offer unique woodgrain patterns with a complementing colored substrate sheet. **Korowood** Wallcoverings are manufactured using a rigid **Korogard®** substrate sheet with a woodgrain cap designed for use in light- to medium-abuse areas that are subject to impact, gouges, and scratches.

The standard thickness for **Korowood** Wallcovering is .040" (0.76mm). **Korowood** Wallcoverings are available in ten woodgrain patterns. The complementing colored substrate of the sheet makes minor scratches and dents inconspicuous. Complementing solid-colored moldings and caulk are available.

**Korowood** is chemical-and stain-resistant to prevent discoloration and surface damage from strong cleansing agents. All **Korowood** Protective Wallcoverings are fire rated for Surface Burning Characteristics and meet national building code standards.

For more information on **Korowood** Protective Wallcoverings, please call your local **Korogard** distributor or 800-628-0449.

# Product Description

## Product Guide Specification

### SECTION 10 26 00 WALLCOVERING

#### **PART 1 GENERAL**

##### **1.01 SECTION INCLUDES**

Protective Wallcovering.

##### **1.02 SUBMITTALS**

- A. Comply with requirements of Section 01 33 00—Submittals.
- B. Product Data: Submit Manufacturer's product data including installation instructions.
- C. Samples: Submit 7" (177.8mm) x 9" (228.6mm) sample of each type, thickness, pattern, and texture to be installed for Architect's approval.
- D. Certification: Submit manufacturer's certification indicating Protective Wallcovering meets specified requirements.
- E. Maintenance Instructions: Submit manufacturer's maintenance instructions for Protective Wallcovering.

##### **1.03 QUALITY ASSURANCE**

Installer Qualifications: Use installer experienced in the installation of Protective Wallcovering on projects of similar size and complexity.

##### **1.04 DELIVERY, STORAGE, AND HANDLING**

- A. Delivery: Deliver materials to site in manufacturer's original, unopened containers and packaging, with labels clearly indicating manufacturer and material.
- B. Storage:
  1. Store materials indoors in a clean, dry area protected from damage and in accordance with manufacturer's instructions.
  2. Maintain storage temperature above 50°F (10°C).
  3. Store materials flat. Do not stand sheets on end.
- C. Handling: Protect materials during handling and installation to prevent damage.

##### **1.05 ENVIRONMENTAL REQUIREMENTS**

- A. Maintain constant minimum air temperature of 65°F (18°C) for a minimum of 48 hours before and during installation.
- B. Maintain wall temperature between 65°F (18°C) and 85°F (29°C) during installation.
- C. Do not expose walls to direct sunlight during or after installation.
- D. Do not install if relative humidity is greater than 80%.

#### **PART 2 PRODUCTS**

##### **2.01 MANUFACTURER**

Koroseal Wall Protection Systems,  
A Division of RJF International Corporation.

##### **2.02 PROTECTIVE WALLCOVERING**

Koroseal "Korowood™" Protective Wallcovering: Decorative high-impact rigid sheet with Wood Grain Cap.

1. Fire Rating: Class A.
2. Thickness: 0.040" (1.0mm)
3. Pattern: Pattern to be selected by Architect from manufacturer's standard patterns/colors.
4. Texture: Suede.

##### **2.03 ADHESIVES**

Furnish adhesives approved by Protective Wallcovering manufacturer.

##### **2.04 ACCESSORIES**

- A. Accessory Moldings: Furnish accessory molding by Protective Wallcovering manufacturer. Moldings shall be of a complementing solid color from manufacturer's standard selection.
- B. Caulk: Furnish colored caulk by Protective Wallcovering manufacturer. Caulk shall be of a complementing solid color from manufacturer's standard selection.

#### **PART 3 EXECUTION**

##### **3.01 EXAMINATION**

Inspect wall surfaces to receive Protective Wallcovering. Notify the Architect in writing if wall surfaces are not acceptable. Do not begin installation until unacceptable conditions have been corrected.

##### **3.02 SURFACE PREPARATION**

- A. Prepare walls in accordance with manufacturer's written instructions.
- B. Remove dust, dirt, grease, oil, loose paint, scale, and existing wallcovering.
- C. Resurface uneven wall surfaces and damaged walls.
- D. Seal walls with white prime seal.

##### **3.03 INSTALLATION**

- A. Install Protective Wallcovering to walls in accordance with manufacturer's written instructions.
- B. Allow Protective Wallcovering and adhesive to precondition for a minimum of 24 hours at a temperature between 65°F (18°C) and 85°F (29°C) before installation.
- C. Install sheets with texture running in the same direction for uniform appearance.

##### **3.04 CLEANING**

- A. Clean Protective Wallcovering in accordance with manufacturer's instructions.
- B. Remove excess adhesive and layout marks.



**KOROGARD®**  
WALL PROTECTION SYSTEMS

800-628-0449 • [www.korogard.com](http://www.korogard.com) • Division 10 26 00