

## Koroseal Wall Protection Systems Traffic Patterns Wallcovering



Chimayó—Baked Clay  
TP-C521-43




Muratone—Fiesta  
TP-M621-68



Hannari—Abaca  
TP-1H21-30



Kashi—Harvest Moon  
TP-7621-58



La Spinetta—Robledo  
TP-1L21-72



Manzanita—Blue Spruce  
TP-Z221-77



Elixir—Sweetwood  
TP-EL21-05



Raphael—Bravado  
TP-H321-52



Reedo—Wax  
TP-R221-35

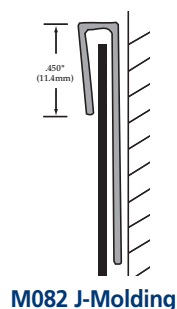


Reynolds—Mesquite  
TP-R621-53

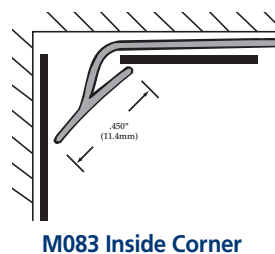
**Traffic Patterns®** Decorative Wallcovering is “the answer.” Providing durable wall protection with aesthetic appeal, **Traffic Patterns** offers the attractiveness and variety of **Koroseal®**, **Victrex®**, and **Koroseal® Studios** wallcoverings. **Traffic Patterns** is manufactured using a 21 oz. (osnaburg) fabric-backed **Koroseal**, **Victrex**, and **Koroseal Studios** wallcovering laminated over a .020" (0.51mm) semi-rigid sheet capped with polyvinyl fluoride film. **Traffic Patterns** is designed for use in light- to medium-abuse areas subject to soiling, marring, and scuffing. The finished thickness for **Traffic Patterns** is .030" (0.76mm). **Traffic Patterns** is available in the full range of **Koroseal**, **Victrex**, and **Koroseal Studios** 21 oz. (osnaburg) fabric-backed wallcoverings.

**Traffic Patterns** Wallcovering is chemical- and stain-resistant to prevent discoloration and surface damage from strong cleansing agents. All **Traffic Patterns** Protective Wallcoverings are fire rated for Surface Burning Characteristics and meet national building code standards.

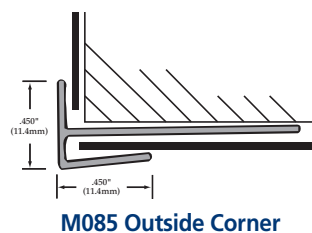
For more information on **Traffic Patterns** Decorative Wallcovering, please call your local **Korogard®** distributor or 800-628-0449.



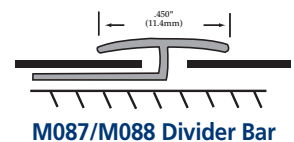
M082 J-Molding



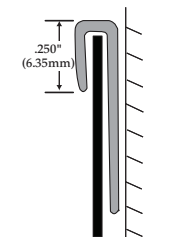
M083 Inside Corner



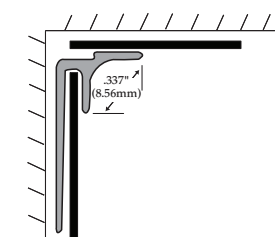
M085 Outside Corner



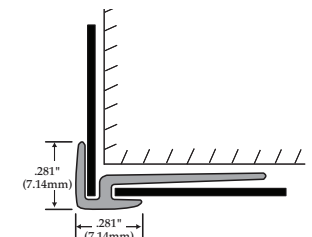
M087/M088 Divider Bar



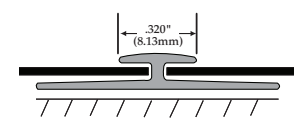
JC12 J-Molding



IC12 Inside Corner



OC12 Outside Corner



DB12 Divider Bar

# Traffic Patterns® Wallcoverings

## Product Guide Specification

### SECTION 10 26 00 WALLCOVERING

#### PART 1 GENERAL

##### 1.01 SECTION INCLUDES

Protective Wallcovering.

##### 1.02 SUBMITTALS

- A. Comply with requirements of Section 01 33 00—Submittals.
- B. Product Data: Submit manufacturer's product data including installation instructions.
- C. Samples: Submit 8" (203mm) x 8" (203mm) sample of each pattern to be installed for Architect's approval.
- D. Certification: Submit manufacturer's certification indicating Protective Wallcovering meets specified requirements.
- E. Maintenance Instructions: Submit manufacturer's maintenance instructions for Protective Wallcovering.

##### 1.03 QUALITY ASSURANCE

Installer Qualifications: Use installer experienced in the installation of Protective Wallcovering on projects of similar size and complexity.

##### 1.04 DELIVERY, STORAGE, AND HANDLING

- A. Delivery: Deliver materials to site in manufacturer's original, unopened containers and packaging, with labels clearly indicating manufacturer and material.
- B. Storage:
  1. Store materials indoors in a clean, dry area protected from damage and in accordance with manufacturer's instructions.
  2. Maintain storage temperature above 50°F (10°C).
  3. Store materials flat. Do not stand sheets on end.
- C. Handling: Protect materials during handling and installation to prevent damage.

##### 1.05 ENVIRONMENTAL REQUIREMENTS

- A. Maintain constant minimum air temperature of 65°F (18°C) for a minimum of 48 hours before, during, and after installation.
- B. Maintain wall temperature between 65°F (18°C) and 85°F (29°C) during installation.
- C. Do not expose walls to direct sunlight during or after installation.
- D. Do not install if relative humidity is greater than 80%.
- E. Exposure to elevated humidity, temperatures over 80°F (27°C), direct sunlight or other radiant heat following installation may cause blistering, distortion, or delamination of material.

#### PART 2 PRODUCTS

##### 2.01 MANUFACTURER

Koroseal Wall Protection Systems,  
A Division of RJF International Corporation.

##### 2.02 PROTECTIVE WALLCOVERING

Koroseal "Traffic Patterns®" Protective Wallcovering: Decorative high-impact semi-rigid vinyl sheet with polyvinyl fluoride film.

1. Fire Rating: Class A.
2. Size: 48" (1.22m) x 96" (2.44m) Standard Sheet.
3. Thickness: 0.030" (0.76mm).
4. Pattern: Pattern to be selected by Architect from manufacturer's pattern selection.
5. Texture: Mesa-S.

##### 2.03 ADHESIVES

Furnish adhesives approved by Protective Wallcovering manufacturer.

##### 2.04 ACCESSORIES

- A. Accessory Moldings: Furnish accessory molding by Protective Wallcovering manufacturer. Moldings shall be of a complementing solid color from manufacturer's standard selection.
- B. Caulk: Furnish colored caulk by Protective Wallcovering manufacturer. Caulk shall be of a complementing solid color from manufacturer's standard selection.

#### PART 3 EXECUTION

##### 3.01 EXAMINATION

Inspect wall surfaces to receive Protective Wallcovering. Notify the Architect in writing if wall surfaces are not acceptable. Do not begin installation until unacceptable conditions have been corrected.

##### 3.02 SURFACE PREPARATION

- A. Prepare walls in accordance with manufacturer's written instructions.
- B. Remove dust, dirt, grease, oil, loose paint, scale, and existing wallcovering.
- C. Resurface uneven wall surfaces and damaged walls.

##### 3.03 INSTALLATION

- A. Install Protective Wallcovering to walls in accordance with manufacturer's written instructions.
- B. Allow Protective Wallcovering and adhesive to precondition for a minimum of 24 hours at a temperature between 65°F (18°C) and 85°F (29°C) before installation.
- C. Install sheets with texture running in the same direction for uniform appearance.

##### 3.04 CLEANING

- A. Clean Protective Wallcovering in accordance with manufacturer's instructions.
- B. Remove excess adhesive and layout marks.



**KOROGARD®**  
WALL PROTECTION SYSTEMS

800-628-0449 • www.korogard.com • Division 10 26 00

Korogard®, Koroseal®, Traffic Patterns®, and Victrex® are registered trademarks of RJF International Corporation.